

# LA SAURINE

## La Saurine Chardonnay, IGP Gard, White, 2024

IGP Gard, France

*The 2024 vintage in Southern Rhône benefited from a mild winter and a rainy spring, encouraging early budbreak. The temperate summer allowed for gradual ripening, resulting in lovely freshness, especially in the whites and rosés. The reds, driven by structured Syrah and concentrated Grenaches, are both rich and well-balanced.*

### PRESENTATION

This cuvée, La Saurine, honours the terroir that makes up the vineyards of Maison Sinnae. This wine is born from a selection of plots in order to highlight the qualitative aspect of Occitanie wines, and to sublimate the typicity of the terroir which makes the wines of our House so unique.

### LOCATION

The vineyard is located in southeast France on the alluvial plain of the Rhône on the right bank of the Rhône near the villages of Laudun and Chusclan.

### TERROIR

Sandy, loamy soil. Exposed particularly to the Mistral wind.

### WINEMAKING

Grapes are harvested and destemmed before slowly and progressively pressed. Traditional vinification at low temperature in temperature controlled stainless steel vats.

### VARIETAL

Chardonnay

12,5 % VOL.

Contains sulphites. Does not contain egg or egg products. Does not contain milk or milk-based products.

### SERVING

Serving temperature 10-12°C.

### AGEING POTENTIAL

Enjoy all year long, 2 to 3 years

### VISUAL APPEARANCE

A wine with a golden and shimmering colour.

### AT NOSE

An elegant nose with a bouquet of summer fruits (peach, apricot) and white flowers.

### ON THE PALATE

Equally pleasant on the palate with its fruitiness, liveliness and freshness.





### CLASSIC FOOD AND WINE PAIRINGS

Aperitif, Desserts, Cheese, Sea food, Game



Type of bottle							Volume (ml)	item code		Bottle barcode	Case barcode
Evolution							750			3365385005390	3365388005205
Palette Europe	Units per case	Units per pallet	Layers per pallet	Cases per layers	Btl weight (kg)	Case weight (kg)	Pallet weight (kg)	Btl height (cm)	Btl diameter (cm)	Case dimensions (H*L*P cm)	Pallet dimensions (H*L*P cm)
EPAL	6	630	5	21	1,1730	7,0380	738,9933	29,6	8,03	30,1*16,9*25	160*80*120

**La Saurine**

201 route d'Orsan, 30200 Chusclan  
 Tel. 04 66 90 50 90 - florence.gent@sinnae.fr  
 sinnae.fr/    

ABUSE OF ALCOHOL IS DANGEROUS FOR YOUR HEALTH. DRINK RESPONSIBLY.

