

# Les BAG-IN-BOX

## Enfant Terrible, AOC Côtes du Rhône, Blanc AOC Côtes du Rhône, Vallée du Rhône, France

*Enfant Terrible embodies the rebellious spirit of our winemakers, who took pleasure in shaking up their routines to boldly craft this surprising blend.*

### PRESENTATION

This new generation of winegrowers is involved and enthusiastic, with a sense of sharing. While respecting traditions, they are instilling a new dynamic synonymous with wines made on the right bank of the Rhône. They are keen to share the Maison Sinnae experience with as many people as possible, not only through their wines but also via the many events that punctuate the summer season at our producers' association.

### LOCATION

Our vineyard is located on the right bank of the Rhône in southeastern France.

### TERROIR

Our terroirs are mostly clay and limestone. This cuvée is made from a selection of parcels located on hillsides and plains of pebbles.

### WINEMAKING

Wine from select vines. Pressing at low temperatures. Stabilisation on lees for 8 days. Vinification at low temperatures.

### VARIETALS

Grenache blanc, Roussanne, Viognier

Contains sulphites. Does not contain egg or egg products. Does not contain milk or milk-based products.

### SERVING

Serving temperature 10-12°C.

### AGEING POTENTIAL

Enjoy all year long

### VISUAL APPEARANCE

An atypical wine for Côtes du Rhône. Beautiful green reflections.

### AT NOSE

A nose of citrus fruit and fresh mint leaves.

### ON THE PALATE

A very refreshing attack with strong minerality and notes of grapefruit and blackcurrant buds.

### CLASSIC FOOD AND WINE PAIRINGS





Aperitif, Fish, White meat



Type of bottle				Closure		Volume (ml)		item code		Bottle barcode		Case barcode	
Bag-in-Box (5 L)				Non défini		5000						3365385005574	
Palette Europe	Units per case	Units per pallet	Layers per pallet	Cases per layers	Btl weight (kg)	Case weight (kg)	Pallet weight (kg)	Btl height (cm)	Btl diameter (cm)	Case dimensions (H*L*P cm)		Pallet dimensions (H*L*P cm)	
EPAL	1	120	5	24		5,128	615,36			19,1*19*18,8		103,1*80*120	



#### European Specific Range

201 route d'Orsan, 30200 Chusclan  
Tel. 04 66 90 53 44 - celine.belin@sinnae.fr  
sinnae.fr/    

ABUSE OF ALCOHOL IS DANGEROUS FOR YOUR HEALTH. DRINK RESPONSIBLY.

