

# BIEN ~ AIMÉ

CARD



## Domaine du Bien Aimé, Merlot, IGP Pays d'Oc, Red, 2021

IGP Pays d'Oc, France

*After a dry winter, with the soil mineralising under the best possible conditions, the early spring was marked by frosts which had a severe impact on the Côtes du Rhône vineyards. Despite this, the terroirs of Maison Sinnae were relatively spared, which enabled the vegetative cycle to get underway with average earliness. The rather rainy spring gave rise to abundant flowering. This produced fresh, taut rosés, powerful, tannic reds and an exceptional white vintage.*

### PRESENTATION

This cuvée, Domaine du Bien Aimé, honours the terroir that makes up the vineyards of Maison Sinnae. This wine is born from a selection of plots in order to highlight the quality aspect of Occitanie wines, and to sublimate the typicity of the terroir which makes the wines of our House so unique.

### LOCATION

Maison Sinnae vineyard is located in the south east of France, on the right bank of the Rhône River, 10 miles away from Châteauneuf-Du-Pape.

### TERROIR

The vines used for the selection of this wine are grown in the valley on sandy soils, next to the village of Laudun. They particularly benefit from good sunny and windy conditions.

### WINEMAKING

Traditional wine-making process. Fermentation in controlled-temperature stainless tank.

### VARIETAL

Merlot

14 % VOL.

Contains sulphites. Does not contain egg or egg products. Does not contain milk or milk-based products.

### SERVING

Serving temperature 15-17°C.

### AGEING POTENTIAL

Enjoy all year long

### VISUAL APPEARANCE

Dark colour with purple hues.

### AT NOSE

Nose of jammy red fruits.

### ON THE PALATE





Generous and supple on the palate.



Type of bottle					Volume (ml)		item code		Bottle barcode		Case barcode	
Bordelaise					1000				3 365 385 003 143		3365388003461	
Palette Europe	Units per case	Units per pallet	Layers per pallet	Cases per layers	Btl weight (kg)	Case weight (kg)	Pallet weight (kg)	Btl height (cm)	Btl diameter (cm)	Case dimensions (H*L*P cm)	Pallet dimensions (H*L*P cm)	
EPAL	6	600	5	20	1,4402	8,6410	864,1035	29,95	8,5		14,4*80*120	



### European Specific Range

201 route d'Orsan, 30200 Chusclan  
Tel. 04 66 90 53 44 - celine.belin@sinnae.fr  
sinnae.fr/    

ABUSE OF ALCOHOL IS DANGEROUS FOR YOUR HEALTH. DRINK RESPONSIBLY.



1/1

Q01EYE