



Domaine Combe Ferréol, AOC Laudun, Rouge, 2024

AOC Laudun, Vallée du Rhône, France

After a dry winter, with the soil mineralising under the best possible conditions, the early spring was marked by frosts which had a severe impact on the Côtes du Rhône vineyards. Despite this, the terroirs of Maison Sinnae were relatively spared, which enabled the vegetative cycle to get underway with average earliness. The rather rainy spring gave rise to abundant flowering. This produced fresh, taut rosés, powerful, tannic reds and an exceptional white vintage.

PRESENTATION

Philippe Pellaton adores heritage and old buildings, not only for the beauty of these sites but above all for the stories that they have to tell. For the past 20 years, he has been working his terroir with the desire to pass on this heritage and share a certain Rhône Valley way of life with future generations...

TERROIR

This cuvée is made from a blend of old vine Grenache (over 40 years old) and Syrah (over 20 years old). The Grenache is grown in soils on short valley on a hillside on limestone rock dominated by sand and stones. The Syrah comes from warm soils covered by pebbles on the Laudun plain.

WINEMAKING

100% classic vinification (destemmed and crushed grapes), fermentation at 25°C and regular supply of oxygen during vinification.

VARIETALS

Grenache noir, Syrah

Contains sulphites. Does not contain egg or egg products. Does not contain milk or milk-based products.

SERVING

Serving temperature 15-17°C.

AGEING POTENTIAL

2 to 3 years

VISUAL APPEARANCE

This wine, with its intense ruby colour and purple reflections.

AT NOSE

This wine seduces the nose with its red fruit aromas.

ON THE PALATE

But also, by its powerful and round mouth with melted tannins.





CLASSIC FOOD AND WINE PAIRINGS

Cheese, White meat, Red meat



Type of bottle							Volume (ml)	item code		Bottle barcode	Case barcode
Domaine							750			3 365 385 001 873	3365388001672
Palette Europe	Units per case	Units per pallet	Layers per pallet	Cases per layers	Btl weight (kg)	Case weight (kg)	Pallet weight (kg)	Btl height (cm)	Btl diameter (cm)	Case dimensions (H*L*P cm)	Pallet dimensions (H*L*P cm)
EPAL	6	630	5	21	1,3817	8,2900	870,4535	29,6	8,24	30,7*16,8*25,3	160*80*120

Domaines et Parcelles

201 route d'Orsan, 30200 Chusclan
 Tel. 04 66 90 50 90 - florence.gent@sinnae.fr
 sinnae.fr/    

ABUSE OF ALCOHOL IS DANGEROUS FOR YOUR HEALTH. DRINK RESPONSIBLY.

