

BIEN ~ AIMÉ

CARD



Bien-Aimé Chardonnay, IGP Gard, Blanc, 2024

IGP Gard, France

The 2024 vintage in Southern Rhône benefited from a mild winter and a rainy spring, encouraging early budbreak. The temperate summer allowed for gradual ripening, resulting in lovely freshness, especially in the whites and rosés. The reds, driven by structured Syrah and concentrated Grenaches, are both rich and well-balanced.

PRESENTATION

This cuvée, Domaine du Bien Aimé, honours the terroir that makes up the vineyards of Maison Sinnae. This wine is born from a selection of plots in order to highlight the quality aspect of Occitanie wines, and to sublimate the typicity of the terroir which makes the wines of our House so unique.

LOCATION

Maison Sinnae vineyard is located in the south east of France, on the right bank of the Rhône River, 10 miles away from Châteauneuf-Du-Pape.

TERROIR

The vines used for the selection of this wine are grown in the valley on sandy soils, next to the village of Laudun. They particularly benefit from good sunny and windy conditions.

WINEMAKING

The grapes are directly scratched then are slowly and progressively pressed. Traditional wine making at low temperature in controlled-temperature stainless tank.

VARIETAL

Chardonnay

12,5 % VOL.

Contains sulphites. Does not contain egg or egg products. Does not contain milk or milk-based products.

SERVING

Served at 10-12°C.

AGEING POTENTIAL

Enjoy all year long

VISUAL APPEARANCE

Pale yellow colour with green reflections.

AT NOSE

Aromas of fresh flowers and hazelnuts, which reveal themselves on the nose.

ON THE PALATE



Fresh and round on the palate.

CLASSIC FOOD AND WINE PAIRINGS


Aperitif, Desserts, Cheese, Sea food, Game



European Specific Range

201 route d'Orsan, 30200 Chusclan
Tel. 04 66 90 53 44 - celine.belin@sinnae.fr
sinnae.fr/    

ABUSE OF ALCOHOL IS DANGEROUS FOR YOUR HEALTH. DRINK RESPONSIBLY.



Type of bottle					Volume (ml)		item code		Bottle barcode		Case barcode	
Bordelaise					1000				3365385005680		3365388005434	
Palette Europe	Units per case	Units per pallet	Layers per pallet	Cases per layers	Btl weight (kg)	Case weight (kg)	Pallet weight (kg)	Btl height (cm)	Btl diameter (cm)	Case dimensions (H*L*P cm)		Pallet dimensions (H*L*P cm)
EPAL	6	600	5	20		8,6110	861,1035	29,95	8,5			14,4*80*120



European Specific Range
 201 route d'Orsan, 30200 Chusclan
 Tel. 04 66 90 53 44 - celine.belin@sinnae.fr
 sinnae.fr/    

ABUSE OF ALCOHOL IS DANGEROUS FOR YOUR HEALTH. DRINK RESPONSIBLY.

