

Les BAG-IN-BOX



Bag in Box, 5L, Réserve de la Saurine, IGP Gard, Red

IGP Gard, France

In this cuvée, Réserve de la Saurine, discover the highlight of an exceptional terroir that reveals authentic and bold wines. These wines come from the vineyards of Maison Sinnae, which are located in the Southern Rhône Valley. Our winemakers transmit in these vintages all the richness of this terroir to make a representative and qualitative wine.

PRESENTATION

This cuvée, Réserve de la Saurine, celebrates the terroir that makes up the Gardois vineyard of Maison Sinnae. This wine was born from a selection of plots in order to highlight the qualitative aspect of this indication, and to sublimate the typical terroir that makes the singularity of the wines of our House.

LOCATION

The vineyard is located in southeastern France on the right bank of the Rhône near the villages of Laudun and Chusclan in the alluvial plain of the Rhône.

TERROIR

Sandy and silty soils with exposure to the Mistral wind.

WINEMAKING

60% traditional vinification with a vatting period of 12 days and temperature control around 26-28°C.
40% vinification in thermo flash release.

13 % VOL.

Contains sulphites. Does not contain egg or egg products. Does not contain milk or milk-based products.

SERVING

Serving temperature 15-17°C.

AGEING POTENTIAL

Enjoy all year long

VISUAL APPEARANCE

A cuvée with a beautiful intense and flattering red colour.

AT NOSE


The nose reveals aromas of red and fresh fruits.





ON THE PALATE

The palate, round and fruity, is just as indulgent and delicious.

FOOD PAIRINGS

This wine can accompany all courses of a meal.



European Specific Range
201 route d'Orsan, 30200 Chusclan
Tel. 04 66 90 53 44 - celine.belin@sinnae.fr
sinnae.fr/    

ABUSE OF ALCOHOL IS DANGEROUS FOR YOUR HEALTH. DRINK RESPONSIBLY.



Type of bottle							Volume (ml)	item code		Bottle barcode	Case barcode
Bag in Box							5000			3 365 380 003 032	3 365 380 003 032
Palette Europe	Units per case	Units per pallet	Layers per pallet	Cases per layers	Btl weight (kg)	Case weight (kg)	Pallet weight (kg)	Btl height (cm)	Btl diameter (cm)	Case dimensions (H*L*P cm)	Pallet dimensions (H*L*P cm)
EPAL	1	144	4	36	5,1610	5,1610	743,1840			24,3*12,6*18,5	111,6*80*120



European Specific Range
 201 route d'Orsan, 30200 Chusclan
 Tel. 04 66 90 53 44 - celine.belin@sinnae.fr
 sinnae.fr/    

ABUSE OF ALCOHOL IS DANGEROUS FOR YOUR HEALTH. DRINK RESPONSIBLY.

