

# LA SAURINE

## La Saurine Viognier, IGP Gard, White, 2024

IGP Gard, France

The 2024 vintage in Southern Rhône benefited from a mild winter and a rainy spring, encouraging early budbreak. The temperate summer allowed for gradual ripening, resulting in lovely freshness, especially in the whites and rosés. The reds, driven by structured Syrah and concentrated Grenaches, are both rich and well-balanced.

### PRESENTATION

This cuvée, La Saurine, honours the terroir that makes up the vineyards of Maison Sinnae. This wine is born from a selection of plots in order to highlight the qualitative aspect of Occitanie wines, and to sublimate the typicity of the terroir which makes the wines of our House so unique.

### LOCATION

The vineyard is located in South-Eastern France on the right bank of the Rhône, at the edge of the villages of Laudun and Chusclan, on the alluvial plain of the Rhône.

### TERROIR

Sandy, silty soils. Particularly exposed to the Mistral.

### WINEMAKING

The grapes are destemmed, then pressed slowly and progressively. Traditional, low-temperature vinification in a temperature-controlled, stainless-steel tank.

### VARIETAL

Viognier

Contains sulphites. Does not contain egg or egg products. Does not contain milk or milk-based products.

### SERVING

Serve at 10-12°C.

### AGEING POTENTIAL

Enjoy all year long, 2 to 3 years

### VISUAL APPEARANCE

A wine with a golden and shimmering colour, elegant.

### AT NOSE

The nose reveals a bouquet of white-fleshed fruit aromas.

### ON THE PALATE

The palate is round, smooth and fruity, with a tangy finish.





### CLASSIC FOOD AND WINE PAIRINGS

Aperitif, Fish, White meat



Type of bottle					Volume (ml)		item code		Bottle barcode		Case barcode	
Evolution					750				3 365 385 005 406		3 365 388 005 212	
Palette Europe	Units per case	Units per pallet	Layers per pallet	Cases per layers	Btl weight (kg)	Case weight (kg)	Pallet weight (kg)	Btl height (cm)	Btl diameter (cm)	Case dimensions (H*W*D cm)	Pallet dimensions (H*W*D cm)	
EPAL	6	630	5	21	1,1730	7,0380	738,9933	29,6	8,03	30,1*16,9*25	160*80*120	

#### La Saurine

201 route d'Orsan, 30200 Chusclan  
Tel. 04 66 90 50 90 - florence.gent@sinnae.fr  
sinnae.fr/    

ABUSE OF ALCOHOL IS DANGEROUS FOR YOUR HEALTH. DRINK RESPONSIBLY.

