

# LA SAURINE



## La Saurine Chardonnay, IGP Gard, White, 2023

IGP Gard, France

*The 2023 vintage, despite a dry winter, witnessed the vines beginning their cycle. A rainy spring energized growth, especially for the Grenache. Summer heat exceeding 40°C affected yields, but the grape quality remains excellent, resulting in robust red wines, aromatic whites, and a vibrant character for the rosés.*

### PRESENTATION

This cuvée, La Saurine, honours the terroir that makes up the vineyards of Maison Sinnae. This wine is born from a selection of plots in order to highlight the qualitative aspect of Occitanie wines, and to sublimate the typicity of the terroir which makes the wines of our House so unique.

### LOCATION

The vineyard is located in southeast France on the alluvial plain of the Rhône on the right bank of the Rhône near the villages of Laudun and Chusclan.

### TERROIR

Sandy, loamy soil. Exposed particularly to the Mistral wind.

### WINEMAKING

Grapes are harvested and destemmed before slowly and progressively pressed. Traditional vinification at low temperature in temperature controlled stainless steel vats.

### VARIETAL

Chardonnay

13.5 % VOL.

Contains sulphites. Does not contain egg or egg products. Does not contain milk or milk-based products.

### SERVING

Serving temperature 10-12°C.

### AGEING POTENTIAL

Enjoy all year long, 2 to 3 years

### VISUAL APPEARANCE

A wine with a golden and shimmering colour.

### AT NOSE

An elegant nose with a bouquet of summer fruits (peach, apricot) and white flowers.

### ON THE PALATE




Equally pleasant on the palate with its fruitiness, liveliness and freshness.

### CLASSIC FOOD AND WINE PAIRINGS

Aperitif, Desserts, Cheese, Sea food, Game



#### Supplementary range

201 route d'Orsan, 30200 Chusclan  
Tel. 04 66 90 53 44 - anett.naumann@sinnae.fr  
sinnae.fr/    

ABUSE OF ALCOHOL IS DANGEROUS FOR YOUR HEALTH. DRINK RESPONSIBLY.



Type of bottle							Volume (ml)	item code	Bottle barcode	Case barcode	
Evolution							750		3 365 385 004 904	3365388004666	
Palette Europe	Units per case	Units per pallet	Layers per pallet	Cases per layers	Btl weight (kg)	Case weight (kg)	Pallet weight (kg)	Btl height (cm)	Btl diameter (cm)	Case dimensions (H*L*P cm)	Pallet dimensions (H*L*P cm)
EPAL	6	630	5	21	1,1730	7,0380	738,9933	29,6	8,03	30,1*16,9*25	160*80*120
Palette universelle	Units per case	Units per pallet	Layers per pallet	Cases per layers	Btl weight (kg)	Case weight (kg)	Pallet weight (kg)	Btl height (cm)	Btl diameter (cm)	Case dimensions (H*L*P cm)	Pallet dimensions (H*L*P cm)
VMF	6	840	5	28	1,1730	7,0380	985,32	29,6	8,03	30,1*16,9*25	166*100*120



**Supplementary range**

201 route d'Orsan, 30200 Chusclan  
 Tel. 04 66 90 53 44 - anett.naumann@sinnae.fr  
 sinnae.fr/    

ABUSE OF ALCOHOL IS DANGEROUS FOR YOUR HEALTH. DRINK RESPONSIBLY.

