

ÉLÉMENTS



ÉLÉGANCE. FRAÎCHEUR. GÉNÉROSITÉ

Éléments Sol, 3L, AOC Côtes du Rhône Villages Chusclan, Red

AOC Côtes du Rhône Villages Chusclan, Vallée du Rhône, France

SOL : Because our wines are bathed in sunlight and contain all the energy of the terroirs of Chusclan, the sun proudly takes its place on the label of these wines, the sun, source of life and vitality.

PRESENTATION

With respect for nature, and in harmony with the elements. Here we cultivate and interpret, year after year, the diversity of our terroirs. Discover these subtle and daring wines which reveal, each in their own way, the soul of the land and our winegrowers.

LOCATION

This cuvée comes from the vineyard that stretches around the village of Chusclan, in the south-east of France on the right bank of the Rhône.

TERROIR

The selection is carried out on vines grown on a limestone terroir at the foot of the hillside, near the hill dominated by the Château de Gicon.

WINEMAKING

100% traditional vinification (crushed and destemmed harvest). 10 to 20 days of vatting.

VARIETALS

Grenache noir, Carignan, Syrah, Mourvèdre

14 % VOL.

Contains sulphites. Does not contain egg or egg products. Does not contain milk or milk-based products.

SERVING

Serving temperature 15-17°C.

AGEING POTENTIAL

3 to 5 years

VISUAL APPEARANCE

A beautiful deep garnet robe that is bright and engaging.

AT NOSE


The nose is marked by clean and expressive fruit where aromas of ripe cherries and strawberries mingle with sweet spices.

ON THE PALATE





Indulgent liquorice tannins build a tender and suave palate to the wine.

CLASSIC FOOD AND WINE PAIRINGS

Game, Poultry



Éléments





201 route d'Orsan, 30200 Chusclan
Tel. 04 66 90 50 90 - florence.gent@sinnae.fr
sinnae.fr/    

ABUSE OF ALCOHOL IS DANGEROUS FOR YOUR HEALTH. DRINK RESPONSIBLY.



Type of bottle						Volume (ml)	item code	Bottle barcode	Case barcode		
Bag in Box						3000		3 365 385 004 966	3 365 385 004 966		
Palette Europe	Units per case	Units per pallet	Layers per pallet	Cases per layers	Btl weight (kg)	Case weight (kg)	Pallet weight (kg)	Btl height (cm)	Btl diameter (cm)	Case dimensions (H*L*P cm)	Pallet dimensions (H*L*P cm)
EPAL	1	200	4	50		3,118	623,6000		3,118	20,7*10,1*16,7	98,4*80*120

Éléments

201 route d'Orsan, 30200 Chusclan
 Tel. 04 66 90 50 90 - florence.gent@sinnae.fr
 sinnae.fr/    

ABUSE OF ALCOHOL IS DANGEROUS FOR YOUR HEALTH. DRINK RESPONSIBLY.

