

Les BAG-IN-BOX



Bag in Box, 10L, Réserve de la Saurine, IGP Gard, Blanc

IGP Gard, France

In this cuvée, Réserve de la Saurine, discover the highlight of an exceptional terroir that reveals authentic and bold wines. These wines come from the vineyards of Maison Sinnæ, which are located in the Southern Rhône Valley. Our winemakers transmit in these vintages all the richness of this terroir to make a representative and qualitative wine.

PRESENTATION

This cuvée, Réserve de la Saurine, celebrates the terroir that makes up the Gardois vineyard of Maison Sinnæ. This wine was born from a selection of plots in order to highlight the qualitative aspect of this indication, and to sublimate the typical terroir that makes the singularity of the wines of our House.

LOCATION

The vineyard is located in southeastern France on the right bank of the Rhône near the villages of Laudun and Chusclan in the alluvial plain of the Rhône.

TERROIR

Sandy and silty soils with exposure to the Mistral wind.

WINEMAKING

Direct pressing (slow and progressive) then fermentation in temperature controlled vats.

13 % VOL.

Contains sulphites. Does not contain egg or egg products. Does not contain milk or milk-based products.

SERVING

Serving temperature 10-12°C.

AGEING POTENTIAL

Enjoy all year long

VISUAL APPEARANCE

A wine with a bright golden colour.

AT NOSE

Elegant with floral and white fruit (pear) notes.

ON THE PALATE





Just as pleasant on the palate with its freshness and liveliness.

CLASSIC FOOD AND WINE PAIRINGS

Aperitif, Shellfish, Fish



European Specific Range

201 route d'Orsan, 30200 Chusclan
Tel. 04 66 90 53 44 - celine.belin@sinnae.fr
sinnae.fr/    

ABUSE OF ALCOHOL IS DANGEROUS FOR YOUR HEALTH. DRINK RESPONSIBLY.



Type of bottle							Volume (ml)	item code		Bottle barcode	Case barcode
Bag in Box							10000			3 760 012 974 023	3 760 012 974 023
Palette Europe	Units per case	Units per pallet	Layers per pallet	Cases per layers	Btl weight (kg)	Case weight (kg)	Pallet weight (kg)	Btl height (cm)	Btl diameter (cm)	Case dimensions (H*W*D cm)	Pallet dimensions (H*W*D cm)
EPAL	1	72	3	24	10,4020	10,4020	748,9440			32,7*19*19	113,4*80*120



European Specific Range
201 route d'Orsan, 30200 Chusclan
Tel. 04 66 90 53 44 - celine.belin@sinnae.fr
sinnae.fr/    

ABUSE OF ALCOHOL IS DANGEROUS FOR YOUR HEALTH. DRINK RESPONSIBLY.

