

LA SAURINE



La Saurine, 10L , IGP Gard, White IGP Gard, France

In this cuvée, La Saurine, discover the highlight of an exceptional terroir that reveals authentic and bold wines. These wines come from the vineyards of Maison Sinnae, which are located in the Southern Rhône Valley. Our winemakers transmit in these vintages all the richness of this terroir to make a representative and qualitative wine.

PRESENTATION

This cuvée, La Saurine, celebrates the terroir that makes up the Gardois vineyard of Maison Sinnae. This wine was born from a selection of plots in order to highlight the qualitative aspect of this indication, and to sublimate the typical terroir that makes the singularity of the wines of our House.

LOCATION

The vineyard is located in southeastern France on the right bank of the Rhône near the villages of Laudun and Chusclan in the alluvial plain of the Rhône.

TERROIR

Sandy and silty soils with exposure to the Mistral wind.

WINEMAKING

Direct pressing (slow and progressive) then fermentation in temperature controlled vats.

Contains sulphites. Does not contain egg or egg products. Does not contain milk or milk-based products.

SERVING

Serving temperature 10-12°C.

AGEING POTENTIAL

Enjoy all year long

VISUAL APPEARANCE

A wine with a bright golden colour.

AT NOSE

Elegant with floral and white fruit (pear) notes.

ON THE PALATE

Just as pleasant on the palate with its freshness and liveliness.





CLASSIC FOOD AND WINE PAIRINGS

Aperitif, Shellfish, Fish



| Type of bottle | | | | | Volume (ml) | | item code | | Bottle barcode | | Case barcode | |
|----------------|----------------|------------------|-------------------|------------------|-----------------|------------------|--------------------|-----------------|-------------------|----------------------------|------------------------------|--|
| Bag in Box | | | | | 10000 | | | | 3 760 012 974 023 | | 3 760 012 974 023 | |
| Palette Europe | Units per case | Units per pallet | Layers per pallet | Cases per layers | Btl weight (kg) | Case weight (kg) | Pallet weight (kg) | Btl height (cm) | Btl diameter (cm) | Case dimensions (H*W*D cm) | Pallet dimensions (H*W*D cm) | |
| EPAL | 1 | 72 | 3 | 24 | 10,4020 | 10,4020 | 748,9440 | | | 32,7*19*19 | 113*80*120 | |

La Saurine

201 route d'Orsan, 30200 Chusclan
Tel. 04 66 90 50 90 - florence.gent@sinnae.fr
sinnae.fr/    

ABUSE OF ALCOHOL IS DANGEROUS FOR YOUR HEALTH. DRINK RESPONSIBLY.

