

# SIGNATURES

## Maison Sinnae, AOC Côtes du Rhône, White, 2023

AOC Côtes du Rhône, Vallée du Rhône, France



### PRESENTATION

Discover the Maison Sinnae cuvée, wines that illustrate the commitment of all of us, winemakers and employees, in making wines that are increasingly respectful of Man and his environment. Wines that defend a common vision : that of responsible production in order to guarantee a sustainable activity and to ensure its transmission to future generations.

### THE VINTAGE

The 2023 vintage, despite a dry winter, witnessed the vines beginning their cycle. A rainy spring energized growth, especially for the Grenache. Summer heat exceeding 40°C affected yields, but the grape quality remains excellent, resulting in robust red wines, aromatic whites, and a vibrant character for the rosés.

### LOCATION

Our vineyard is located in southeastern France on the right bank of the Rhône on mostly clay and limestone terroir.

### TERROIR

This cuvée is made from a selection of parcels located on rolled pebble («galets roulés») hillsides and plains.

### WINEMAKING

Classic vinification. Direct pressing. Temperature controlled fermentation (low temperature of 15-17°C) for 15 to 30 days.

### AGEING

Maturation on fine lees.

### VARIETALS

Bourboulenc, Clairette, Grenache blanc, Marsanne, Roussanne, Ugni blanc, Viognier

### 14,5 % VOL.

Contains sulphites. Does not contain egg or egg products. Does not contain milk or milk-based products.

### SERVING

Serving temperature 10-12°C.

### AGEING POTENTIAL

Enjoy all year long

### VISUAL APPEARANCE

Beautiful vintage with light pink reflections.

### AT NOSE

On the nose, the wine is aromatic and seductive with fruity notes and a final acidity.

### ON THE PALATE

Harmonious on the palate, the wine releases a pleasant, refreshing sensation.







**CLASSIC FOOD AND WINE PAIRINGS**

Aperitif, Fish, White meat

Type of bottle					Volume (ml)	item code	Bottle barcode	Case barcode			
Evolution					750		3 365 385 005 178	3365388004994			
Palette Europe	Units per case	Units per pallet	Layers per pallet	Cases per layers	Btl weight (kg)	Case weight (kg)	Pallet weight (kg)	Btl height (cm)	Btl diameter (cm)	Case dimensions (H*L*P cm)	Pallet dimensions (H*L*P cm)
EPAL	6	630	5	21	1,18	7,08	743,4033	29,6	8,03	30,1*16,9*25	160*80*120

2/2

**Maison Sinnae Signatures**

201 route d'Orsan, 30200 Chusclan  
 Tel. 04 66 90 50 90 - florence.gent@sinnae.fr  
 sinnae.fr/    

ABUSE OF ALCOHOL IS DANGEROUS FOR YOUR HEALTH. DRINK RESPONSIBLY.



4FILE