


ÉLÉMENTS



ÉLÉGANCE. FRAÎCHEUR. GÉNÉROSITÉ

Eléments Luna, 3L, AOC Côtes du Rhône Villages Laudun, Red

AOC Côtes du Rhône Villages Laudun, Vallée du Rhône, France

LUNA : The coolness of a summer night, finesse and elegance... Evidently, the protective satellite that is the moon signs this range and reinforces its links with nature and the terroir.

PRESENTATION

With respect for nature, and in harmony with the elements. Here we cultivate and interpret, year after year, the diversity of our terroirs. Discover these subtle and daring wines which reveal, each in their own way, the soul of the land and our winemakers.

LOCATION

This cuvée comes from a vineyard stretching around the village of Laudun on the right bank of the Rhône in southeastern France.

TERROIR

Selection is carried out on vines grown on a rolled pebble ("galets roulés") terroir down hillsides near Camp de César, a 200m limestone plateau behind the village of Laudun. Poor clay and limestone soil.

WINEMAKING

100% classic vinification (destemmed and crushed grapes) fermentation at 25°C and regular supply of oxygen during vinification.

VARIETALS

Grenache noir, Syrah, Carignan, Mourvèdre

14 % VOL.

Contains sulphites. Does not contain egg or egg products. Does not contain milk or milk-based products.

SERVING

Serving temperature 15-17°C.

AGEING POTENTIAL

2 to 3 years

VISUAL APPEARANCE

A beautiful cuvée with a dark ruby colour.

AT NOSE

The nose is flattering with a bouquet of fruity and fresh aromas.

ON THE PALATE





On the palate, we discover the fruitiness of the cuvée. The tannins are round and leave an impression of a well-balanced, supple and round wine.

CLASSIC FOOD AND WINE PAIRINGS

International cuisine, French cuisine



Eléments

201 route d'Orsan, 30200 Chusclan
Tel. 04 66 90 50 90 - florence.gent@sinnae.fr
sinnae.fr/    

ABUSE OF ALCOHOL IS DANGEROUS FOR YOUR HEALTH. DRINK RESPONSIBLY.



38XE1E

Type of bottle							Volume (ml)	item code		Bottle barcode	Case barcode
Bag in Box							3000			3 365 385 004 959	3 365 385 004 959
Palette Europe	Units per case	Units per pallet	Layers per pallet	Cases per layers	Btl weight (kg)	Case weight (kg)	Pallet weight (kg)	Btl height (cm)	Btl diameter (cm)	Case dimensions (H*W*D cm)	Pallet dimensions (H*W*D cm)
EPAL	1	200	4	50	3,118	3,1180	623,6000			20,7*10,1*16,7	98,4*80*120

Eléments

201 route d'Orsan, 30200 Chusclan
Tel. 04 66 90 50 90 - florence.gent@sinnae.fr
sinnae.fr/    

ABUSE OF ALCOHOL IS DANGEROUS FOR YOUR HEALTH. DRINK RESPONSIBLY.

