

Les BAG-IN-BOX

Enfant Terrible, AOC Côtes du Rhône, Rosé AOC Côtes du Rhône, Vallée du Rhône, France

Enfant Terrible embodies the rebellious spirit of our winemakers, who took pleasure in shaking up their routines to boldly craft this surprising blend.

PRESENTATION

This new generation of winegrowers is involved and enthusiastic, with a sense of sharing. While respecting traditions, they are instilling a new dynamic synonymous with wines made on the right bank of the Rhône. They are keen to share the Maison Sinnae experience with as many people as possible, not only through their wines but also via the many events that punctuate the summer season at our producers' association.

LOCATION

Our vineyard is located on the right bank of the Rhône in southeastern France.

TERROIR

Our terroirs are mostly clay and limestone. This cuvée is made from a selection of parcels located on hillsides and plains of pebbles.

WINEMAKING

Wine from selected vines. Low temperature pressing. Stabilisation on lees for 8 days. Vinification at low temperatures.

VARIETALS

Grenache noir, Syrah

Contains sulphites. Does not contain egg or egg products. Does not contain milk or milk-based products.

SERVING

Serving temperature 10-12°C.

AGEING POTENTIAL

Enjoy all year long

VISUAL APPEARANCE

A pale rosé.

AT NOSE

We have very present alcohol aromas at the nose.

ON THE PALATE


Lively and bright on the palate with an intense aromatic finish.

FOOD PAIRINGS





It pairs wonderfully with cold dishes or mixed salads.

CLASSIC FOOD AND WINE PAIRINGS

Aperitif, International cuisine, White meat



European Specific Range





201 route d'Orsan, 30200 Chusclan
Tel. 04 66 90 53 44 - celine.belin@sinnae.fr
sinnae.fr/    

ABUSE OF ALCOHOL IS DANGEROUS FOR YOUR HEALTH. DRINK RESPONSIBLY.



Type of bottle				Closure		Volume (ml)		item code		Bottle barcode	Case barcode
Bag-in-Box (5 L)				Non défini		5000					3365385005581
Palette Europe	Units per case	Units per pallet	Layers per pallet	Cases per layers	Btl weight (kg)	Case weight (kg)	Pallet weight (kg)	Btl height (cm)	Btl diameter (cm)	Case dimensions (H*L*P cm)	Pallet dimensions (H*L*P cm)
EPAL	1	120		24		5,128	615,36			19,1*19*18,8	103,1*80*120



European Specific Range
 201 route d'Orsan, 30200 Chusclan
 Tel. 04 66 90 53 44 - celine.belin@sinnae.fr
 sinnae.fr/    

ABUSE OF ALCOHOL IS DANGEROUS FOR YOUR HEALTH. DRINK RESPONSIBLY.

