



## Oratoire Saint Vincent, AOC Côtes du Rhône, Blanc, 2024

AOC Côtes du Rhône, Vallée du Rhône, France

*The 2024 vintage in Southern Rhône benefited from a mild winter and a rainy spring, encouraging early budbreak. The temperate summer allowed for gradual ripening, resulting in lovely freshness, especially in the whites and rosés. The reds, driven by structured Syrah and concentrated Grenaches, are both rich and well-balanced.*

### PRESENTATION

This cuvée, Oratoire Saint-Vincent, highlights the typicity of the Côtes du Rhône appellation through the vineyard of the winemakers of Maison Sinnae. This wine was born from a selection of plots to highlight the qualitative aspect of this appellation, and to sublimate this terroir that makes the singularity of the wines of our House.

### LOCATION

Our vineyard is located on the right bank of the Rhône in southeastern France.

### TERROIR

Our terroirs are mostly clay and limestone. This cuvée is made from a selection of parcels located on hillsides and plains of pebbles.

### WINEMAKING

Classic vinification. Direct pressing. Temperature controlled fermentation (low temperature of 15-17°C) for 15 to 30 days.

### AGEING

Maturation on fine lees.

### VARIETALS

Grenache blanc, Roussanne, Viognier

**13,5 % VOL.**

Contains sulphites. Does not contain egg or egg products. Does not contain milk or milk-based products.

### SERVING

Serving temperature 10-12°C.

### AGEING POTENTIAL

Enjoy all year long

### VISUAL APPEARANCE

A bright pale wine with green reflections.

### AT NOSE

On the nose, the wine presents citrus and white flesh fruit notes.

### ON THE PALATE

The attack on the palate is fruity and lingers with mineral and acidic notes.





### CLASSIC FOOD AND WINE PAIRINGS

Aperitif, Fish, White meat



Type of bottle							Volume (ml)	item code	Bottle barcode		Case barcode
Evolution							750		3 760 012 970 582		3 365 388 004 475
Palette Europe	Units per case	Units per pallet	Layers per pallet	Cases per layers	Btl weight (kg)	Case weight (kg)	Pallet weight (kg)	Btl height (cm)	Btl diameter (cm)	Case dimensions (H*L*P cm)	Pallet dimensions (H*L*P cm)
EPAL	6	630	5	21	1,1790	7,0740	742,7733	29,6	8,03	30,1*16,9*25	160*80*120

**Gamme Complémentaire**

201 route d'Orsan, 30200 Chusclan  
 Tel. 04 66 90 50 90 - florence.gent@sinnae.fr  
 sinnae.fr/    

ABUSE OF ALCOHOL IS DANGEROUS FOR YOUR HEALTH. DRINK RESPONSIBLY.

