

Les BAG-IN-BOX

Bag in Box, 5L, Éléments Terra, AOC Côtes du Rhône, Rosé

AOC Côtes du Rhône, Vallée du Rhône, France

TERRA : Here the EARTH comes into its own to offer us intense and generous taste sensations. It is a nourishing earth, generous and protective, with which we love to live in harmony by respecting the balance of all living things.

PRESENTATION

With respect for nature, and in harmony with the elements. Here we cultivate and interpret, year after year, the diversity of our terroirs. Discover these subtle and daring wines which reveal, each in their own way, the soul of the land and our winegrowers.

LOCATION

Our vineyard is located on the right bank of the Rhône in southeastern France.

TERROIR

Our terroirs are mostly clay and limestone. This cuvée is made from a selection of parcels located on hillsides and plains of pebbles.

WINEMAKING

Blend of wines from direct pressing and bleeding. Traditional vinification at low temperatures (13 to 16°C).

VARIETALS

Cinsault, Grenache noir, Syrah

14 % VOL.

Contains sulphites. Does not contain egg or egg products. Does not contain milk or milk-based products.

SERVING

Serving temperature 10-12°C.

AGEING POTENTIAL

Enjoy all year long

VISUAL APPEARANCE

Beautiful vintage with light pink reflections.

AT NOSE

On the nose, the wine is aromatic and seductive with fruity notes and a final acidity.

ON THE PALATE





Harmonious on the palate, the wine releases a pleasant, refreshing sensation.

CLASSIC FOOD AND WINE PAIRINGS

Aperitif, International cuisine, White meat



European Specific Range

201 route d'Orsan, 30200 Chusclan
Tel. 04 66 90 53 44 - celine.belin@sinnae.fr
sinnae.fr/    

ABUSE OF ALCOHOL IS DANGEROUS FOR YOUR HEALTH. DRINK RESPONSIBLY.



Type of bottle							Volume (ml)	item code		Bottle barcode	Case barcode
Bag in Box							5000			3 760 012 979 578	3 760 012 979 578
Palette Europe	Units per case	Units per pallet	Layers per pallet	Cases per layers	Btl weight (kg)	Case weight (kg)	Pallet weight (kg)	Btl height (cm)	Btl diameter (cm)	Case dimensions (H*W*D cm)	Pallet dimensions (H*W*D cm)
EPAL	1	144	4	36	5,1810	5,1810	746,0640			24,3*12,6*18,5	111,6*80*120



European Specific Range
201 route d'Orsan, 30200 Chusclan
Tel. 04 66 90 53 44 - celine.belin@sinnae.fr
sinnae.fr/    

ABUSE OF ALCOHOL IS DANGEROUS FOR YOUR HEALTH. DRINK RESPONSIBLY.

