

LA SAURINE



Réserve de la Saurine, Chardonnay, IGP Pays d'Oc, White IGP Pays d'Oc, France

In this cuvée, Réserve de la Saurine, discover the highlight of an exceptional terroir that reveals authentic and bold wines. These wines come from the vineyards of Maison Sinnae, which are located in the Southern Rhône Valley. Our winemakers transmit in these vintages all the richness of this terroir to make a representative and qualitative wine.

PRESENTATION

This cuvée, Réserve de la Saurine, honours the terroir that makes up the vineyards of Maison Sinnae. This wine is born from a selection of plots in order to highlight the qualitative aspect of Occitanie wines, and to sublimate the typicity of the terroir which makes the wines of our House so unique.

LOCATION

The vineyard is located in southeast France on the alluvial plain of the Rhône on the right bank of the Rhône near the villages of Laudun and Chusclan.

TERROIR

Sandy, loamy soil. Exposed particularly to the Mistral wind.

WINEMAKING

Grapes are harvested and destemmed before slowly and progressively pressed. Traditional vinification at low temperature in temperature controlled stainless steel vats.

VARIETAL

Chardonnay 100%

13,5 % VOL.

Contains sulphites. Does not contain egg or egg products. Does not contain milk or milk-based products.

SERVING

Serving temperature 10-12°C.

AGEING POTENTIAL

Enjoy all year long

VISUAL APPEARANCE

A wine with a golden and shimmering colour.

AT NOSE

With an elegant bouquet of summer fruits (peach, apricot) and white flowers.





ON THE PALATE

Equally pleasant on the palate with its fruitiness, liveliness and freshness.

CLASSIC FOOD AND WINE PAIRINGS

Aperitif, Desserts, Cheese, Sea food, Game

La Saurine

201 route d'Orsan, 30200 Chusclan
Tel. 04 66 90 50 90 - florence.gent@sinnae.fr
sinnae.fr/    

ABUSE OF ALCOHOL IS DANGEROUS FOR YOUR HEALTH. DRINK RESPONSIBLY.



Type of bottle						Volume (ml)	item code	Bottle barcode	Case barcode		
Bag in Box						5000		3 365 385 005 024	3 365 385 005 024		
Palette Europe	Units per case	Units per pallet	Layers per pallet	Cases per layers	Btl weight (kg)	Case weight (kg)	Pallet weight (kg)	Btl height (cm)	Btl diameter (cm)	Case dimensions (H*L*P cm)	Pallet dimensions (H*L*P cm)
EPAL	1	144	4	36	5,1940	5,1940	747,9360			24,3*12,6*18,5	111,6*80*120

